








Citizen Guidance on the Homeland Security Advisory System

Risk of Attack	Recommended Actions for Citizens
 <p>GREEN Low Risk</p>	<ul style="list-style-type: none"> ➤ Develop a family emergency plan. Share it with family and friends, and practice the plan. Visit www.Ready.gov for help creating a plan. ➤ Create an "Emergency Supply Kit" for your household. ➤ Be informed. Visit www.Ready.gov or obtain a copy of "Preparing Makes Sense, Get Ready Now" by calling 1-800-BE-READY. ➤ Know how to shelter-in-place and how to turn off utilities (power, gas, and water) to your home. ➤ Examine volunteer opportunities in your community, such as Citizen Corps, Volunteers in Police Service, Neighborhood Watch or others, and donate your time. ➤ Consider completing an American Red Cross first aid or CPR course , or Community Emergency Response Team (CERT) course .
 <p>BLUE Guarded Risk</p>	<ul style="list-style-type: none"> ➤ <i>Complete recommended steps at level green.</i> ➤ Review stored disaster supplies and replace items that are outdated. ➤ Be alert to suspicious activity and report it to proper authorities.
 <p>YELLOW Elevated Risk</p>	<ul style="list-style-type: none"> ➤ <i>Complete recommended steps at levels green and blue.</i> ➤ Ensure disaster supply kit is stocked and ready. ➤ Check telephone numbers in family emergency plan and update as necessary. ➤ Develop alternate routes to/from work or school and practice them. ➤ Continue to be alert for suspicious activity and report it to authorities.
 <p>ORANGE High Risk</p>	<ul style="list-style-type: none"> ➤ <i>Complete recommended steps at lower levels.</i> ➤ Exercise caution when traveling, pay attention to travel advisories. ➤ Review your family emergency plan and make sure all family members know what to do. ➤ Be Patient. Expect some delays, baggage searches and restrictions at public buildings. ➤ Check on neighbors or others that might need assistance in an emergency.
 <p>RED Severe Risk</p>	<ul style="list-style-type: none"> ➤ <i>Complete all recommended actions at lower levels.</i> ➤ Listen to local emergency management officials. ➤ Stay tuned to TV or radio for current information/instructions. ➤ Be prepared to shelter-in-place or evacuate, as instructed. ➤ Expect traffic delays and restrictions. ➤ Provide volunteer services only as requested. ➤ Contact your school/business to determine status of work day.

*Developed with input from the [American Red Cross](http://www.AmericanRedCross.org).